

## CMLink 用户支付指引

- 中文版

### 1、CMLink 网站支持哪些支付方式？

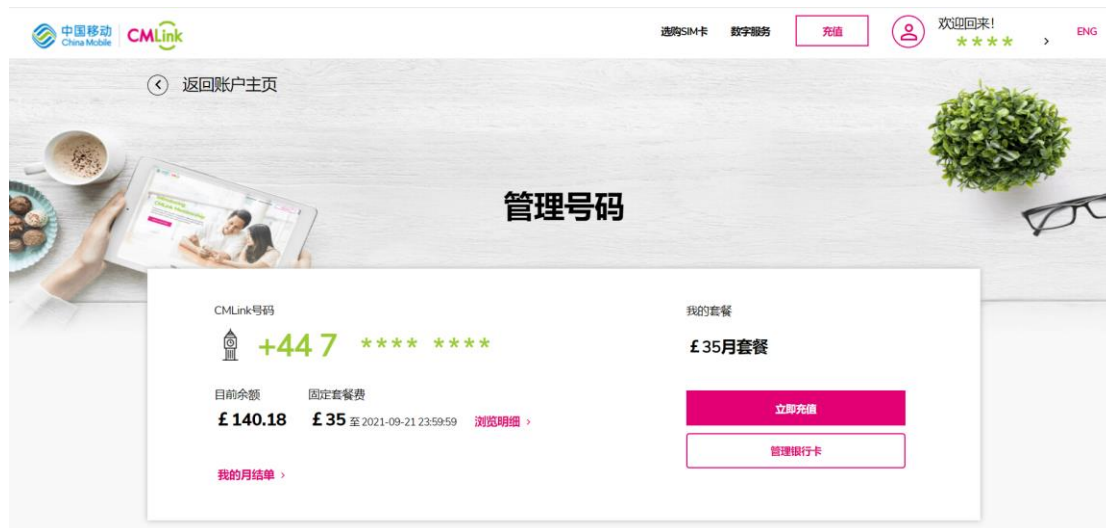
您可使用微信、支付宝、信用卡/储蓄卡（支持银联、Visa 和 Mastercard）支付 CMLink 购卡费用和充值话费。

由于部分发卡银行不支持储蓄卡在线支付，建议优先使用银联、Visa 或 Mastercard 信用卡支付。



### 2、如何设置信用卡/储蓄卡自动扣款？

您可注册登录 <https://www.cmlink.com/id/login>，进入已绑号码>管理账户>管理银行卡页面，输入银行卡信息和卡账单地址完成绑定。



返回

### 管理银行卡

您当前未绑定银行卡。申请绑定银行卡，每月自动充值。

储蓄卡/信用卡

卡号  
1234 5678 9012 3456

有效期  
月月/年年

CVC / CVV  
3 位数

卡片上的姓名

### 3、已绑定信用卡/储蓄卡如何自动充值？

完成信用卡绑定后，您可注册登录 <https://www.cmlink.com/id/login>，进入已绑号码>管理账户>管理银行卡页面>设置自动充值，设置您每月自动充值的日期和金额。

返回

### 管理银行卡

再也不用担心话费用光!

CMLink Number +44 7 \*\*\*\*\*

储蓄卡/信用卡 ●●●● - 0111

取消或更换银行卡

设置自动充值

您当前未设置自动充值。设置每月充值日期和金额，系统将为您每月自动充值。

立即设置

返回

### 设置自动充值

再也不用担心话费用光!

已绑号码 +44 7 \*\*\*\*\*

支付方式 ●●●● - 0111

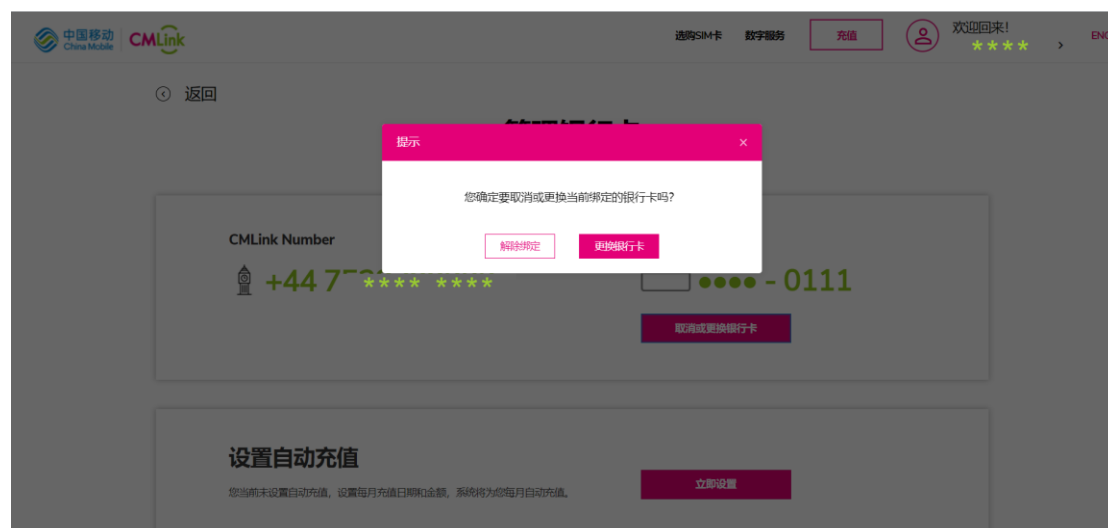
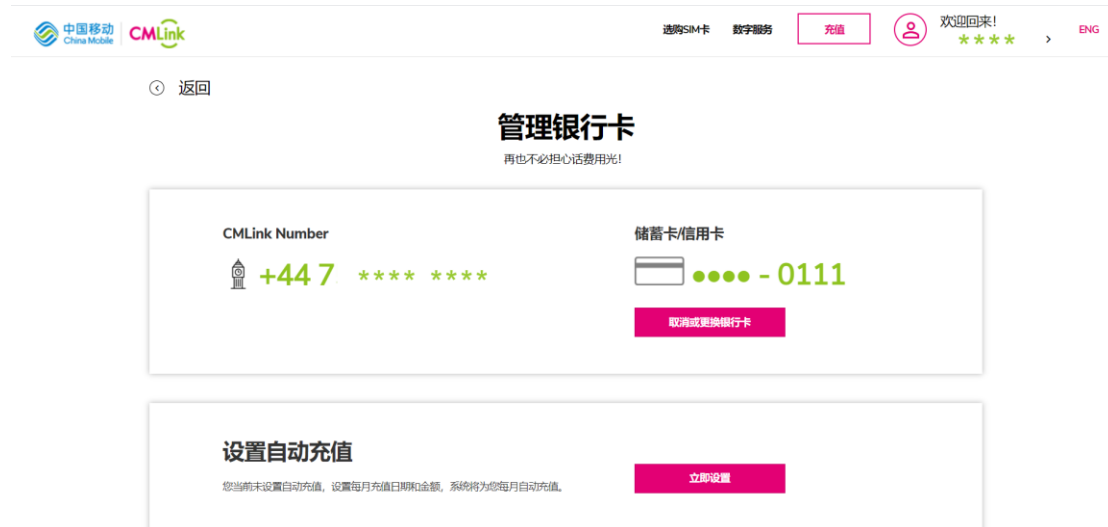
选择每月充值日期

我们建议您选择的生效日期早于您套餐失效日期以保证自动续订成功。

请选择日期

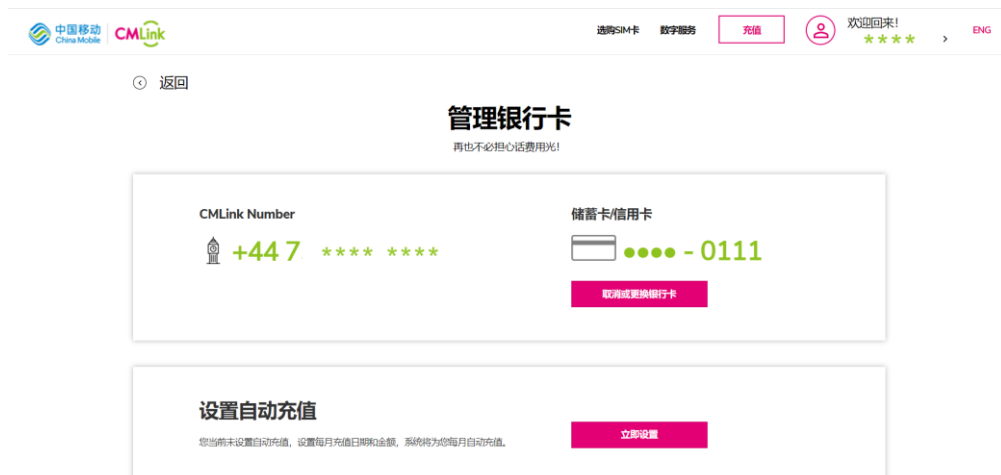
#### 4、如何更换已绑定信用卡/储蓄卡？

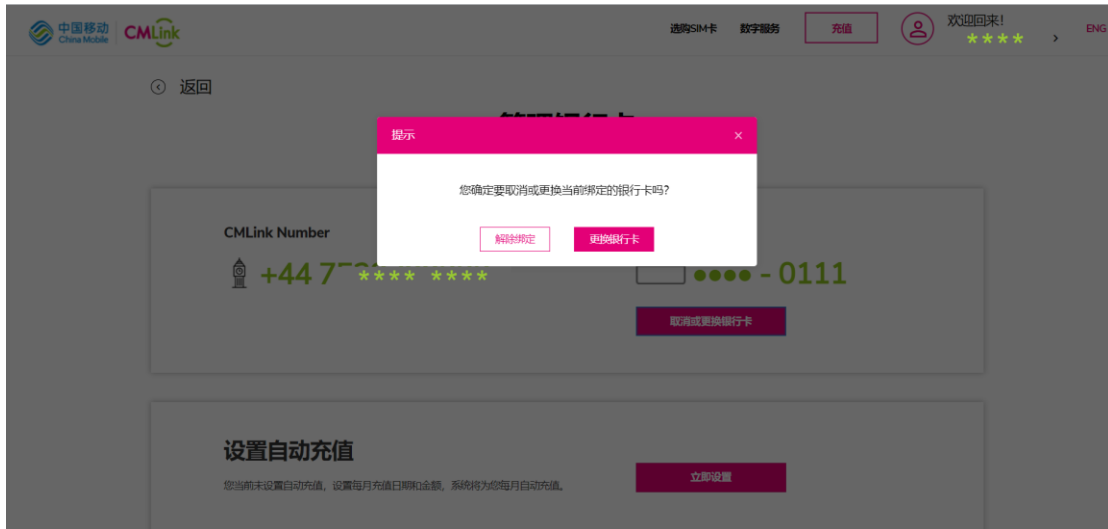
您可注册登录 <https://www.cmlink.com/id/login>，进入已绑号码>管理账户>管理银行卡页面>取消或更换银行卡>更换银行卡，重新输入银行卡信息和卡账单地址完成绑定。



#### 5、如何取消已绑定信用卡/储蓄卡？

您可注册登录 <https://www.cmlink.com/id/login>，进入已绑号码>管理账户>管理银行卡页面>取消或更换银行卡>解除绑定，即可取消已绑定的银行卡。





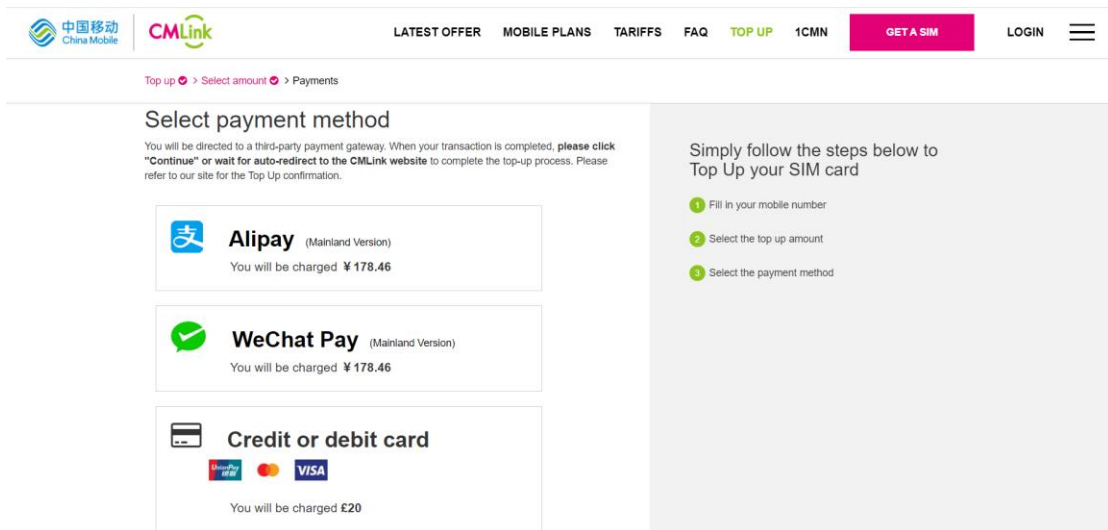
## CMLink User Payment Guidelines

- ENGLISH Version

### 1. What payment methods does CMLink support?

You can use WeChat, Alipay, credit card/debit card (UnionPay, Visa and Master) to pay for CMLink SIM card purchase and top-up.

As some issuing banks do not support online payment with debit cards, CMLink recommend to use UnionPay, Visa or Mastercard credit cards first.



### 2. How to set up payment binding with a credit card/debit card?

You can register and log in on <https://www.cmlink.com/id/login>, click Manage Your Number>Manage your credit or debit card, and input your bank card details and billing address to complete the binding.

中国移动 China Mobile CMLink GET A SIM DIGITAL SERVICES Top Up Welcome Back! \*\*\*\* 简体中文

## Manage Your Number

CMLink Number  
**+44 7 \*\*\*\* \***

Current Balance **£ 150.18**    Recurring Charges **£ 35** by 2021-09-21 23:59:59 [VIEW BREAKDOWN >](#)

[Monthly Statements >](#)    [TOP UP NOW](#)    [Manage your credit or debit card](#)

My plan  
 50GB cross-border data, 5000mins voice, 3000 local SMS, 1000mins IDD call to Mainland China & HK

中国移动 China Mobile CMLink GET A SIM DIGITAL SERVICES Top Up Welcome Back! \*\*\*\* 简体中文

[< BACK](#)

### Manage your credit or debit card

You have not added a credit or debit card. Apply to add a card and top up automatically every month.

**Credit or Debit Card**

Card number  
 1234 5678 9012 3456

Expiry date  
 MM/YY

CVC / CVV  
 3 digits

Name on card

### 3. How to automatically top-up with a bound credit card/debit card?

After the bank card binding is completed, you can log in on <https://www.cmlink.com/id/login> , click Manage Your Number>Manage your credit or debit card>Set Auto Top-up, and set the date and amount of your monthly top-up.

中国移动 China Mobile CMLink GET A SIM DIGITAL SERVICES Top Up Welcome Back! \*\*\*\*\* 简体中文

BACK

## Manage your credit or debit card

Never worry about running out of credit.

**CMLink Number** **Credit or Debit Card**

+44 7 \*\*\*\*\* ●●●● - 0111

[Remove or Change a Card](#)

**Set Auto Top-up**

You currently have not set up automatic top-up, set the monthly top-up date and amount. The system will automatically top-up every month.

[Set up now](#)

中国移动 China Mobile CMLink GET A SIM DIGITAL SERVICES Top Up Welcome Back! \*\*\*\*\* 简体中文

BACK

## Set Auto Top-up

Never worry about running out of credit.

**Bound Number** **Payment Method**

+44 7 \*\*\*\*\* ●●●● - 0111

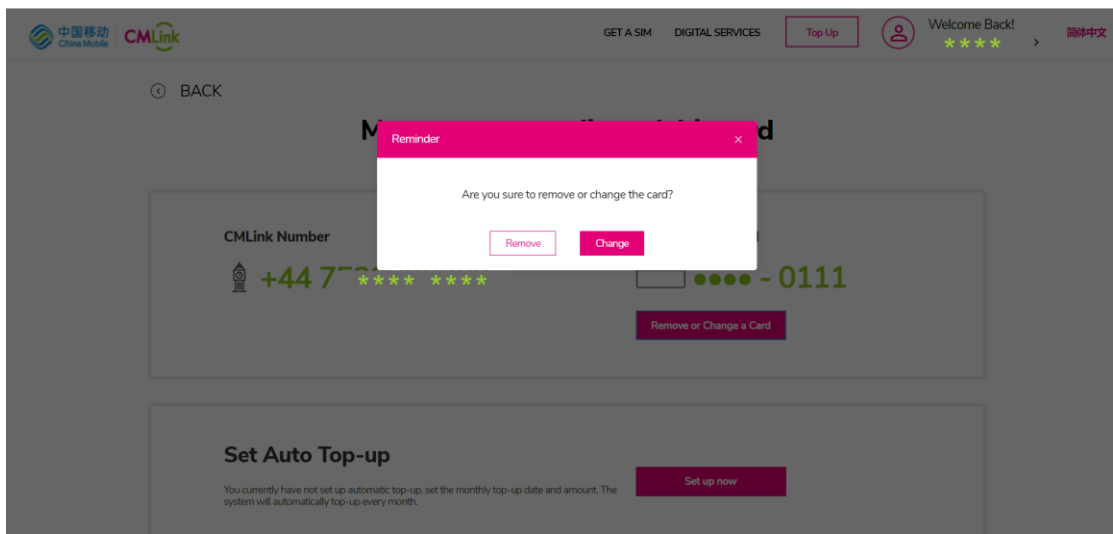
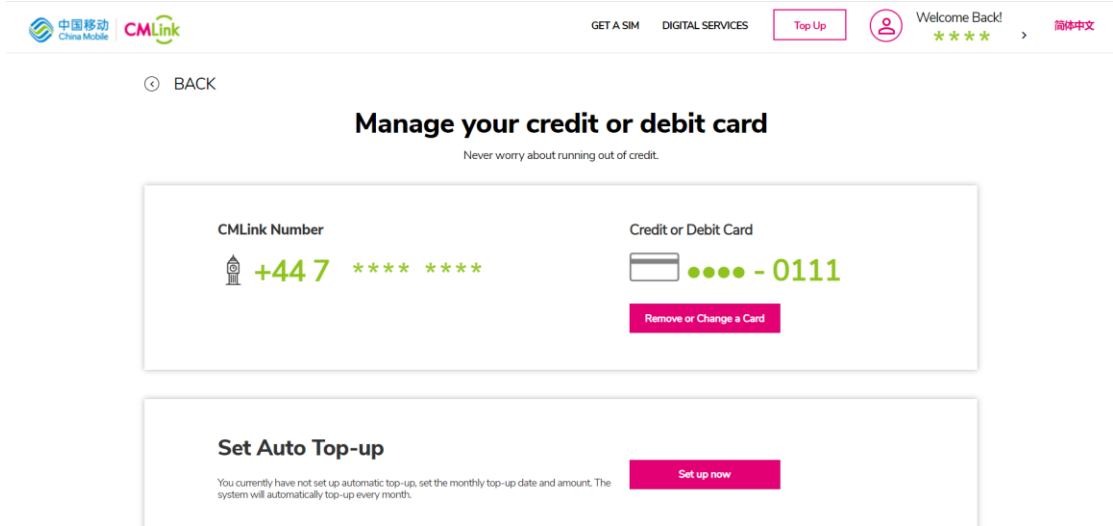
**Select Monthly Top-Up Date**

We recommend you to choose an effective data before your bundle expire date.

Select Date

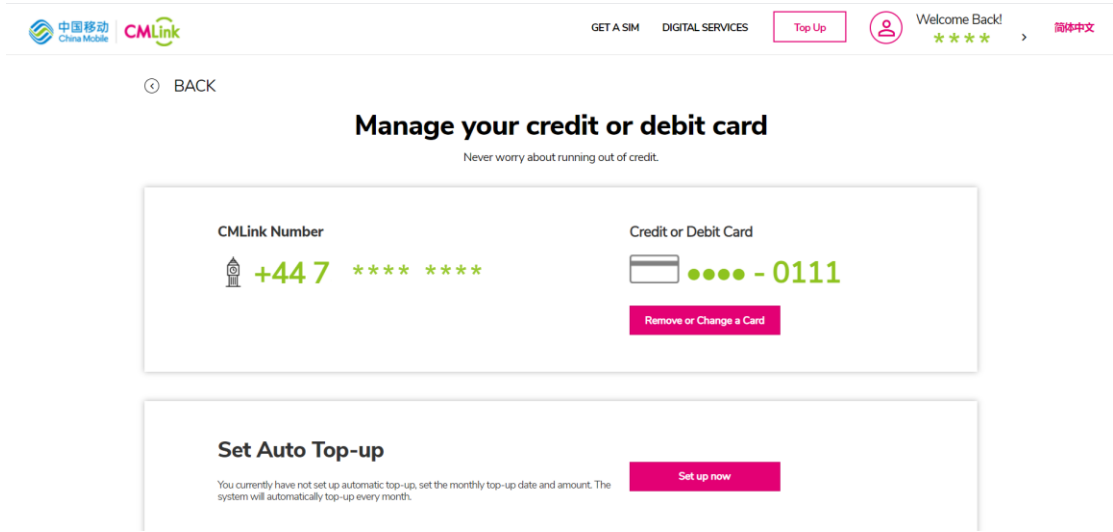
#### 4. How to change a bound credit card/debit card?

You can log in on <https://www.cmlink.com/id/login>, click Manage Your Number>Manage your credit or debit card>Remove or Change a Card>Change, and input the new bank card details and the billing address to complete the binding.



5. How to cancel a bound credit card/debit card?

You can log in on <https://www.cmlink.com/id/login>, click Manage Your Number>Manage your credit or debit card>Remove or Change a Card>Remove, then cancel a bound credit card/debit card.



BACK

**Reminder** ✕

Are you sure to remove or change the card?

CMLink Number



+44 7-\*\*\*\*\*

..... - 0111

Remove or Change a Card

### Set Auto Top-up

You currently have not set up automatic top-up, set the monthly top-up date and amount. The system will automatically top-up every month.

Set up now